

Franklin Two-Shelf Wardrobe  
Model: FR-WRS2-362468  
Dimensions: 36W X 24D X 68H


Product Features and Benefits:

- High pressure laminate panels with PVC edge banding
- Solid wood construction with mortise and tenon joinery
- Metal magnet casing for long-lasting secure door capture
- Full length closet rod
- Non-marring casters are available upon request


Recommended Laminate Finishes:



GREY ELM




CAFELLE




PINNACLE WALNUT


Recommended Handle Finishes:



MATTE BLACK



CHARCOAL



PEWTER

